

RNTEC
锐能科技

+@



1	4
2	4
2.1	4
2.2	5
2.3	6
2.3.1	6
2.3.2	7
3	9
3.1	9
3.2	11
3.2.1	11
3.2.2	13
4	14
4.1	14
4.2	14
4.3	14
4.4	
4.5	15

V1.0			
V1.1			





9.40



AFE+MCU+

+

MOS


d d



2.1

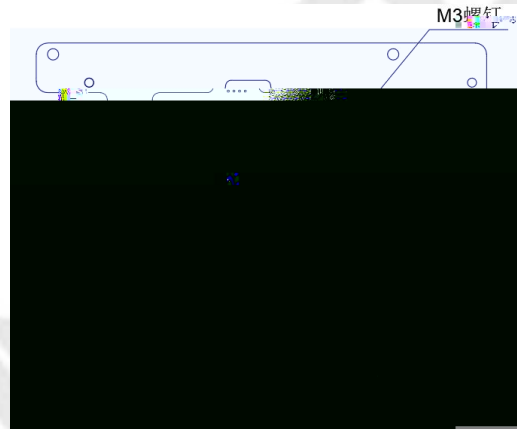
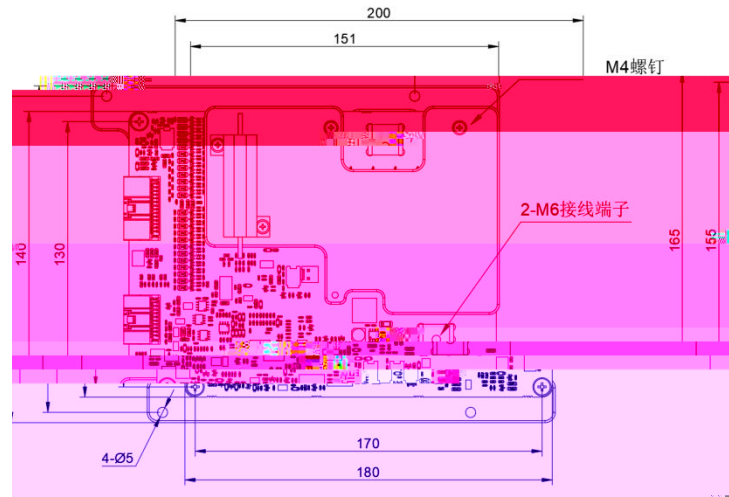
		30V~100V	
		100uA	@72V
		700uA	
		15mA	
		ACC ON CRG RTC	
		2	
		30V~100V	
		± 1V	
		23S	
		0~5V	
		15 ~35 ± 15mV ± 25mV	
		-150A~150A	
		-30A~30A	
		± 200mA; 30A	
		± 2%;	
			@
		58.8mA	3.65V
		5	
	/	-40~125	
		± 2 (-30~65),±	
		3 ()	
	MOS/ /	6	
		-40~125	
		± 2 (-30~65),±	
		3 ()	

		MOS	
		80A	
		130A	@30S
		1A	72V 50V 1A@1S
	CAN	CAN BMS	
		2	
		CAN	
		-40 ~85	
		-40 ~85	



2.2

3D



2.3

2.2 PCB

/mm



8	B11+	11	C11+	C11
9	B9+	9	C9+	C9
10	B7+	7	C7+	C7
11	B5+	5	C5+	C5
12	B3+	3	C3+	C3
13	B1+	1	C1+	C1
14	/		/	/
15	/		/	/
16	B1-	1	C1-	C1
17	B2+	2	C2+	C2
18	B4+	4	C4+	C4
19	B6+	6	C6+	C6
20	B8+	8	C8+	C8
21	B10+	10	C10+	C10
22	B12+	12	C12+	C12
23	B13+	13	C13+	C13
24	B15+	15	C15+	C15
25	B17+	17	C17+	C17
26	B19+	19	C19+	C19
27	B21+	21	C21+	C21
28	B23+	23	C23+	C23
J5	/	B-		
J3	/	P-		
J4	/	R_YC		
J2	/	NTC6/ NTCGND2		T6

01 BMS ZES#PDMpD'





:

ϵ B+_1 & B+_2 ● P+ ○ B-_1

■ P2 P1 □ B-_2 □ P-



■ P2 P1 □ B-_2 □ P-

ϵ B+_1 & B+_2 ● P+ ○ B-_1

1.

2.

1.

2.

3.